

# KBL4005 --- KBL410

## SILICON BRIDGE RECTIFIER

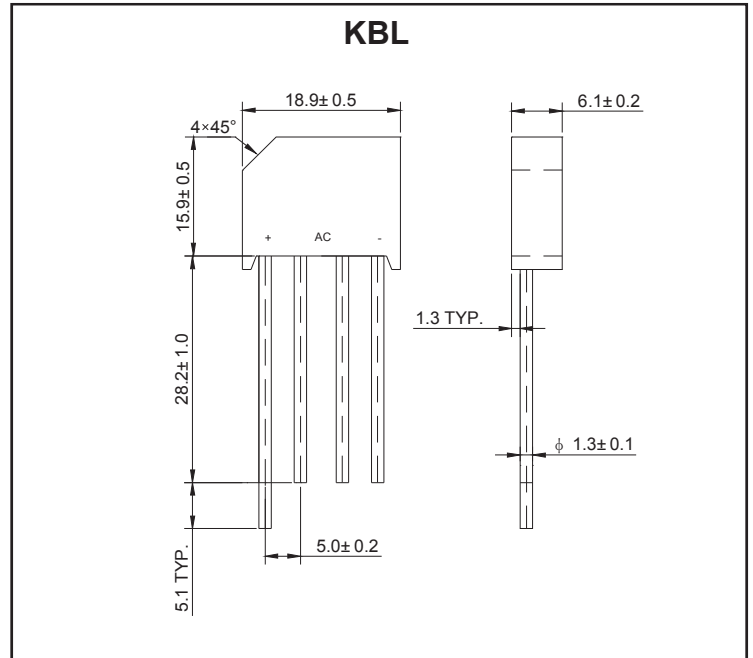
VOLTAGE RANGE: 50 --- 1000 V  
CURRENT: 4.0 A

### FEATURES

- Rating to 1000V PRV
- Surge overload rating to 150 Amperes peak
- Ideal for printed circuit board
- Reliable low cost construction utilizing molded plastic technique results in inexpensive product
- Lead solderable per MIL-STD-202 method 208

### MECHANICAL DATA

- Case style: KBL plastic molded
- Mounting position: Any



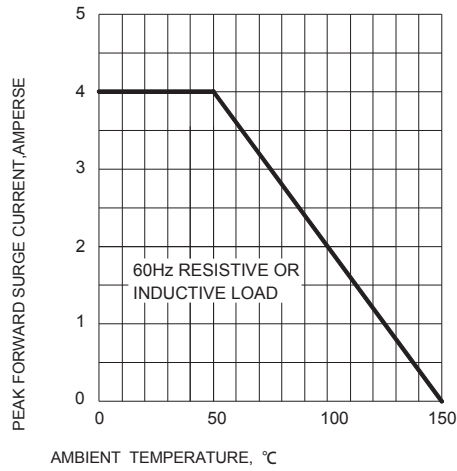
## MAXIMUM RATINGS AND CHARACTERISTICS

@ 25°C Ambient Temperature (unless otherwise noted) Single phase, half wave, 60 Hz, resistive or inductive load. For capacitive load, derate by 20%.

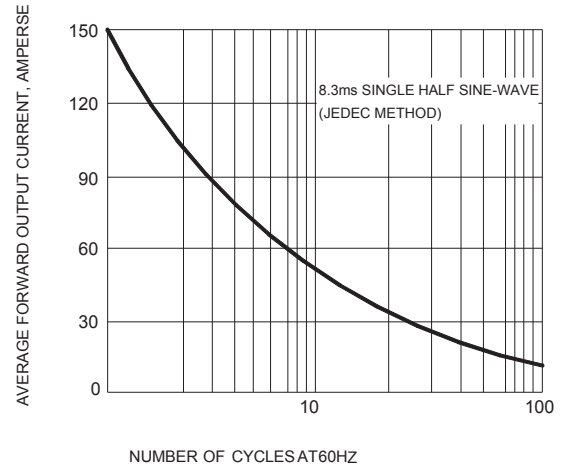
		KBL4005	KBL401	KBL402	KBL403	KBL404	KBL406	KBL408	KBL410	UNITS
Maximum recurrent peak reverse voltage	$V_{RRM}$	50	100	200	300	400	600	800	1000	V
Maximum RMS voltage	$V_{RMS}$	35	70	140	210	280	420	560	700	V
Maximum DC blocking voltage	$V_{DC}$	50	100	200	300	400	600	800	1000	V
Maximum average forward Output current @ $T_A=50^\circ C$	$I_{(AV)}$	4.0								A
Peak forward surge current 8.3ms single half-sine-wave superimposed on rated load	$I_{FSM}$	150								A
Maximum instantaneous forward voltage at 2.0 A	$V_F$	1.0								V
Maximum reverse current @ $T_A=25^\circ C$ at rated DC blocking voltage @ $T_A=100^\circ C$	$I_R$	10 1								$\mu A$ mA
Operating junction temperature range	$T_J$	- 55 ---- + 150								$^\circ C$
Storage temperature range	$T_{STG}$	- 55 ---- + 150								$^\circ C$

# RATINGS AND CHARACTERISTIC CURVES

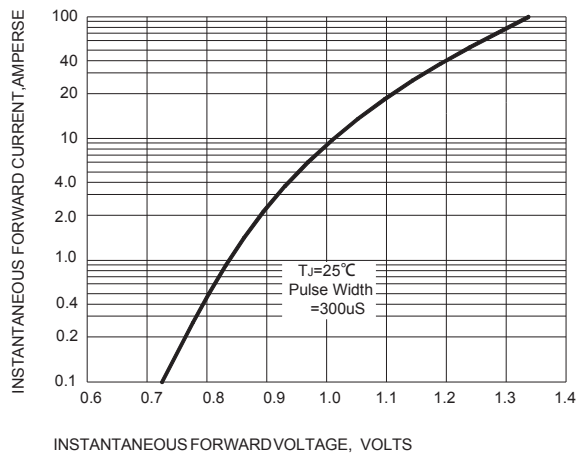
**FIG.1 – TYPICAL FORWARD CURRENT DERATING CURVE**



**FIG.2 – MAXIMUM FORWARD SURGE CURRENT**



**FIG.3 – TYPICAL FORWARD CHARACTERISTIC**



**FIG.4 – TYPICAL REVERSE CHARACTERISTIC**

